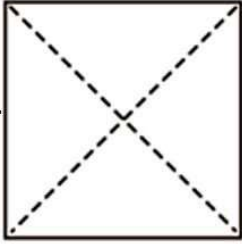
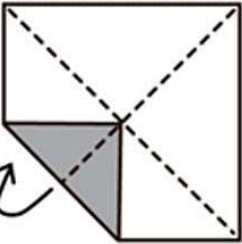
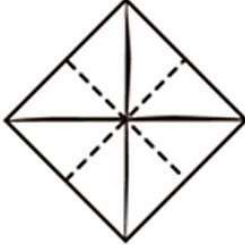
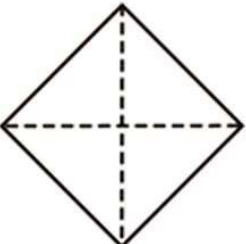
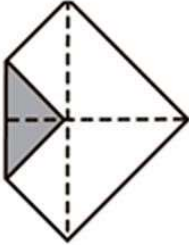
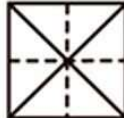
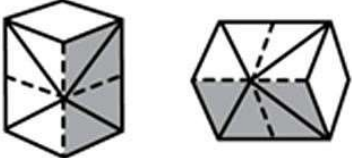
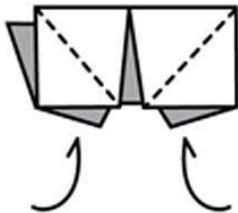
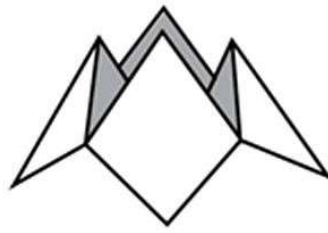


# Cootie Catcher Instructions

<p><b>1</b></p> <p>Fold each corner to the opposite corner. Open paper up, you should have creases in your paper that look like this:</p> <p>Artwork face down.</p> 	<p><b>2</b></p> <p>Fold all corners to the center of the paper.</p> 	<p><b>3</b></p> <p>Now your paper should look like this.</p> 
<p><b>4</b></p> <p>Now turn your paper over so the folds you just made are face down.</p> 	<p><b>5</b></p> <p>Just like step 2. Fold all corners to the center of the paper.</p> 	<p><b>6</b></p> <p>Your paper should now look something like this.</p> 
<p><b>7</b></p> <p>Now fold your paper in half vertically and horizontally.</p> 	<p><b>8</b></p> <p>Insert your fingers underneath the tabs.</p> 	<p><b>9</b></p> <p>Finished product.</p> 

# Dragon Fortune Teller



1

IT WILL BE SO!

3

SEEK BALANCE  
BEFORE YOU TRY



4

4  
TOUGH TIMES LIE  
AHEAD. BE STRONG!



2

2  
FALL DOWN NINE  
TIMES, GET UP TEN!

4

8

8  
MANY SMILES  
AWAIT YOU!

6

6  
STILL YOUR MIND AND  
AMAZING THINGS CAN  
HAPPEN.

8

7

7  
STRIVE FOR  
SIMPLICITY!  
IT IS YOUR  
DESTINY!



7

5



6

2

